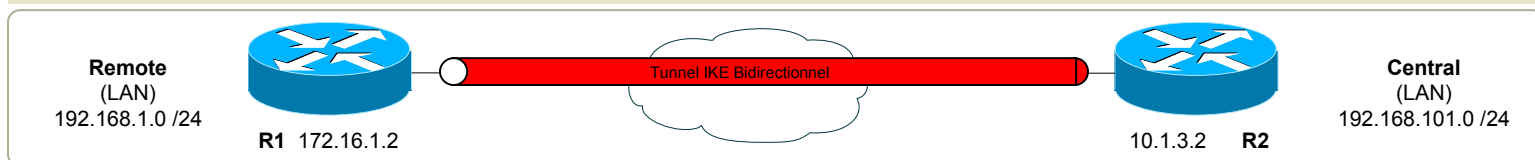


Etapes de configuration

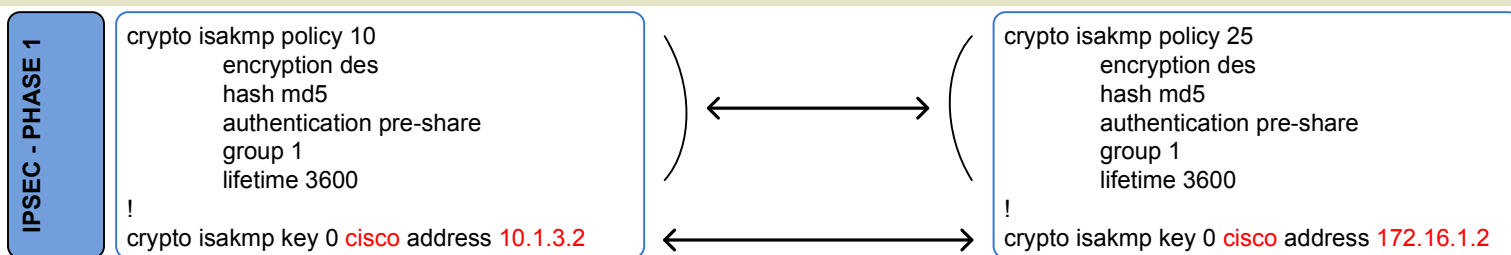
Les étapes nécessaires sont:

- Configurer la policy ISAKMP (Phase 1)
- Configurer le transform-set (Phase 2 / Tunnel termination)
- Configurer l'ACL (Trafic intéressant / Transfert sécurisé)
- Configurer la crypto map (Phase 2)
- Appliquer la crypto-map à l'interface (Phase 2)
- Appliquer l'ACL pour le trafic IPsec (Phase 2)

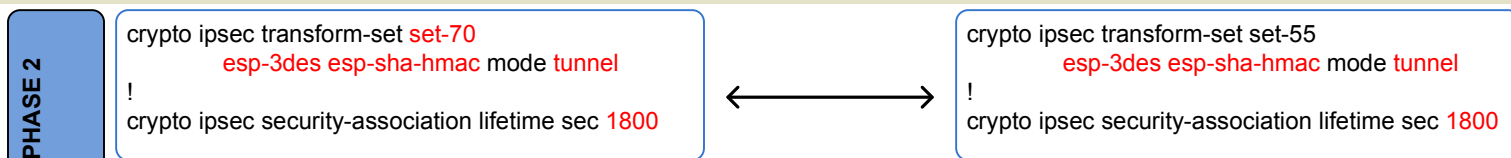
Topologie




1) Policy ISAMP



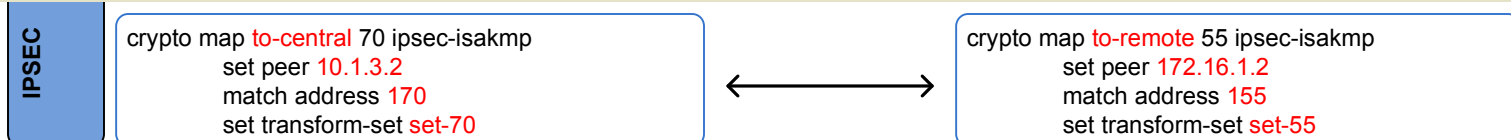
2) IPsec Transform-set



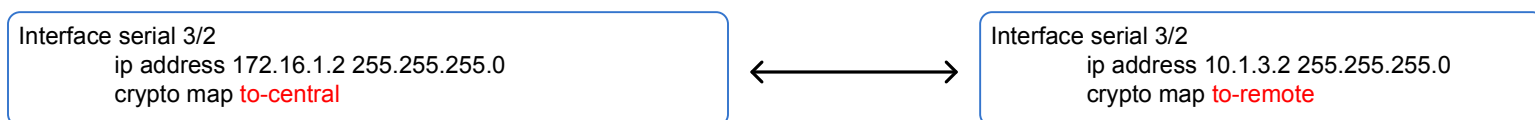
3) ACL - Définition du trafic intéressant



4) Crypto map



5) Appliquer la crypto-map à l'interface



6) ACL - Autorisation du trafic IPsec

